

# KAREN A. COFFMAN JACKSON COUNTY TREASURER

**JANUARY  
2019**



## PORTFOLIO SIZE

### Current Portfolio

Certificate of Deposits (CD)	4,500,000.00
Money Market Accounts	17,769,313.38
Treasuries & Agencies	33,564,000.00
	<b>\$ 55,833,313.38</b>

## CURRENT HAPPENINGS

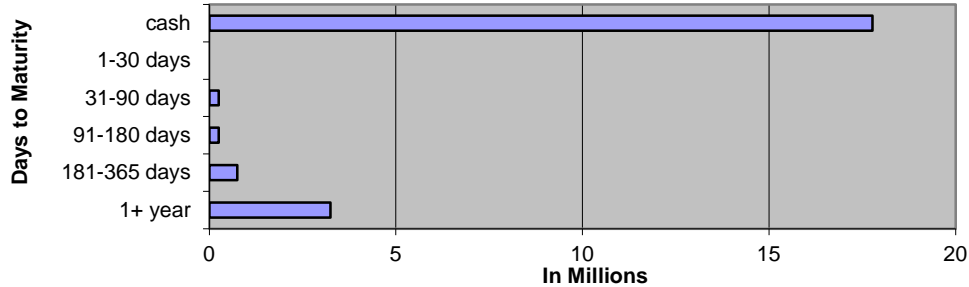
### 2018 Revenue Year to Date\*

All Delinquent Taxes	164,027
Dog Licenses	3,846
Passports	4,540

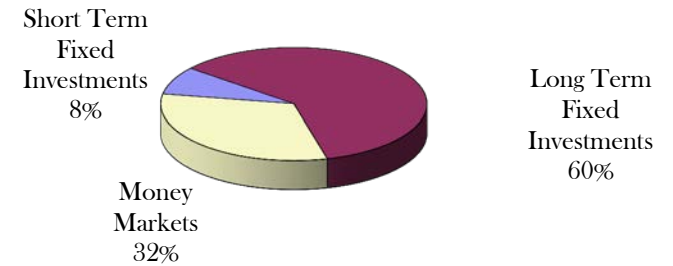
\*General Ledger Information/Cash basis

## DIVERSIFICATION

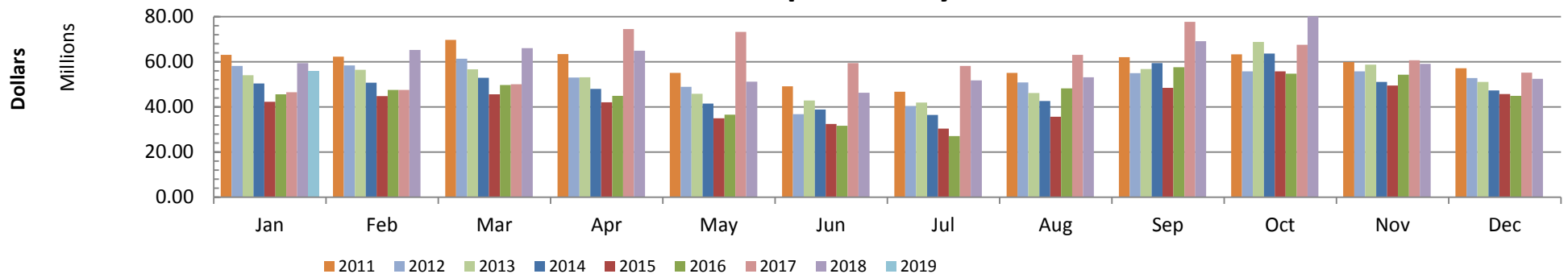
**Diversification by Maturity Date**



**Diversification by Investment Type**



**Historical Comparison by Month**



## January 2019 General Account Investments

CUSIP	Issuer	Par Value	Rate	Maturity Date
<b>Certificates of Deposit</b>				
9497483N5	Wells Fargo	\$ 250,000.00	1.200%	2/26/2019
680061HF8	Old National Bank	\$ 250,000.00	2.100%	5/29/2019
33646CFM1	1st Source Bank	\$ 250,000.00	1.700%	8/28/2019
30447	American 1 Credit Union	\$ 500,000.00	1.750%	10/26/2019
060704BA0	Bank Birmingham	\$ 250,000.00	1.500%	2/13/2020
6591848107	Chemical Bank	\$ 250,000.00	2.750%	3/11/2020
32110YER2	First National Bank of America	\$ 250,000.00	1.500%	3/16/2020
201282GJ3	Alma Bank	\$ 250,000.00	1.500%	4/13/2020
666613GP3	Northpointe	\$ 250,000.00	2.450%	9/21/2020
61747MS69	Morgan Stanley	\$ 250,000.00	2.800%	4/5/2021
864088DN6	Sturgis Bank	\$ 250,000.00	2.500%	7/20/2021
38644ABM0	Grand River Bank	\$ 250,000.00	3.000%	8/2/2021
21923LAF0	Cornerstone	\$ 250,000.00	2.600%	9/2/2021
48128FVA7	JP Morgan Chase Bank	\$ 250,000.00	3.300%	9/28/2022
24000332	Ann Arbor State Bank	\$ 500,000.00	2.750%	4/20/2023
59452WAE8	Michigan Legacy	\$ 250,000.00	3.450%	11/9/2023
	<b>Subtotal</b>	<b>\$ 4,500,000.00</b>		
<b>Cash/Money Markets</b>				
	Comerica Bank	\$ 11,777,715.36		
	Michigan CLASS	\$ 3,260,721.03		
	Huntington Bank	\$ 1,289,420.20		
	County National Bank	\$ 506,014.92		
	Chemical Bank	\$ 935,441.87		
	<b>Subtotal</b>	<b>\$ 17,769,313.38</b>		
<b>Treasuries / U.S. Agencies</b>				
594698PB2	Michigan Strategic Fund	\$ 1,565,000.00	1.641%	4/15/2019
3137EADM8	Federal Home Loan Mortgage Corp	\$ 500,000.00	1.250%	10/2/2019
3130A9PB1	Federal Home Loan Bank	\$ 1,999,000.00	1.200%	10/25/2019
3133EFKY2	Federal Farm Credit Bank	\$ 2,000,000.00	1.360%	10/28/2019
150609HD0	Cedar Springs Mich Public School Muni	\$ 500,000.00	1.785%	5/1/2020
3133EGVK8	Federal Farm Credit Bank	\$ 2,000,000.00	1.350%	9/21/2020
3133EGLG8	Federal Farm Credit Bank	\$ 2,000,000.00	1.370%	10/13/2020
3133EGLU7	Federal Farm Credit Bank	\$ 2,000,000.00	1.480%	7/14/2021
3134GAEE0	Federal Home Loan Bank	\$ 2,000,000.00	1.500%	3/30/2021
3133EGMT9	Federal Farm Credit Bank	\$ 2,000,000.00	1.690%	7/19/2022
3130A6S57	Federal Home Loan Bank	\$ 2,000,000.00	2.375%	11/23/2022
3134G92T3	Federal Home Loan Mortgage Corp	\$ 1,000,000.00	1.500%	8/8/2023
3133EGTV7	Federal Farm Credit Bank	\$ 3,000,000.00	1.820%	9/12/2023
3133EJGX1	Federal Farm Credit Bank	\$ 2,000,000.00	3.200%	9/19/2023
3133EGUU7	Federal Farm Credit Bank	\$ 3,000,000.00	1.850%	9/20/2023
3133EJKD0	Federal Farm Credit Bank	\$ 2,000,000.00	3.320%	4/9/2024
3133EJEB1	Federal Farm Credit Bank	\$ 2,000,000.00	3.360%	2/27/2025
3133EHVU4	Federal Farm Credit Bank	\$ 2,000,000.00	2.780%	8/24/2027
	<b>Subtotal</b>	<b>\$ 33,564,000.00</b>		
	<b>Total</b>	<b>\$ 55,833,313.38</b>		

## January 2019 Monthly Pooled Interest

Account Name	Org. Key	Object Code	No. Days	Beginning Balance	Ending Balance	Average Balance	Average Interest	Monthly Interest	GL Entry CR
Public Improvement	245000	000020	31	1,497,763.06	1,347,727.31	1,422,745.19	2.312%	\$2,793.73	245100-664000
Jail Millage	280000	000020	31	220,110.76	647,650.16	433,880.46	2.312%	\$851.97	280100-664000
DOA Millage	281000	000020	31	149,767.71	333,657.94	241,712.83	2.312%	\$474.63	281100-664000
Medical Care MOE	297100	000020	31	-497,778.52	-145,017.67	-321,398.10	2.312%	-\$631.10	297100-664000
Delinquent Real	616000	000020	31	4,045,737.70	5,509,558.99	4,777,648.35	2.312%	\$9,381.47	616100-664000
Delinquent Personal	618000	000020	31	257,441.73	255,380.27	256,411.00	2.312%	\$503.49	618100-664000
Worker's Comp	677000	000020	31	99,323.38	112,029.30	105,676.34	2.312%	\$207.51	677100-664000
Self Insurance Health	688000	000020	31	-171,651.13	-970,996.61	-571,323.87	2.312%	-\$1,121.86	688100-664000
Escheats	702000	000020	31	103,888.46	104,081.40	103,984.93	2.312%	\$204.19	702000-268010
				<b>5,704,603.15</b>	<b>7,194,071.09</b>			12,664.03	
ROD Automation Fund	256000	000020	31	419,940.59	424,999.49	422,470.04	2.312%	\$829.57	256100-664000
Road Commission	201000	000020	31	7,284,541.63	6,370,122.88	6,827,332.26	2.312%	\$13,406.26	201100-664000
Joint Narcotics Forfeiture	267000	000020	31	202,491.46	211,135.06	206,813.26	2.312%	\$406.10	267100-664000
Lake Columbia	365185	000020	31	3,655.16	3,662.54	3,658.85	2.312%	\$7.18	365185-664000
Southern Regional Intercept.	<b>365916</b>	<b>000020</b>	31	-208,352.43	-263,464.93	-235,908.68	2.312%	-\$463.23	<b>365916-664000</b>
Wolf Lake	365220	000020	31	2,162.12	2,166.21	2,164.17	2.312%	\$4.25	365220-664000
Parma Village LDFA	<b>365920</b>	<b>000020</b>	31	3,488.65	3,495.25	3,491.95	2.312%	\$6.86	<b>365920-664000</b>
Grass Lake Section 2002B	<b>365924</b>	<b>000020</b>	31	3,756.31	3,763.41	3,759.86	2.312%	\$7.38	<b>365924-664000</b>
Round/Farwell	<b>365925</b>	<b>000020</b>	31	10,708.58	10,728.83	10,718.71	2.312%	\$21.05	<b>365925-664000</b>
Vineyard Lake	365250	000020	31	1,618.65	1,621.71	1,620.18	2.312%	\$3.18	365250-664000
Rives Sanitary Sewer	<b>365926</b>	<b>000020</b>	31	518.34	519.31	518.83	2.312%	\$1.02	<b>365926-664000</b>
Lifeways 2015B series	<b>365917</b>	<b>000020</b>	31	14,895.46	14,925.51	14,910.49	2.312%	\$29.28	<b>365917-664000</b>
Airport Runway	<b>365906</b>	<b>000020</b>	31	63,055.66	63,137.11	63,096.39	2.312%	\$123.90	<b>365906-664000</b>
Road Dept Road Projects	<b>365933</b>	<b>000020</b>	31	899,092.81	435,790.79	667,441.80	2.312%	\$1,310.60	<b>365933-664000</b>
Sheriff Radio	<b>365934</b>	<b>000020</b>	31	95,089.45	95,089.45	95,089.45	2.312%	\$186.72	<b>365934-664000</b>
Building Authority Debt MCF	369472	000020	31	67,363.15	38,108.44	52,735.80	2.312%	\$103.55	369472-664000
JCDOT Bond (August 2016)	403276	000020	31	1,417,484.81	1,411,790.39	1,414,637.60	2.312%	\$2,777.81	403276-664000
Road Dept Road Projects	404276	000020	31	4,965,869.07	4,977,931.76	4,971,900.42	2.312%	\$9,762.91	404276-664000
RRF - CASH	515000	000020	31	64,446.66	52,996.60	58,721.63	2.312%	\$115.31	
RRF-Bond Debt	515000	175010	31			0.00	2.312%	\$0.00	\$606.21
RRF- City Perpetual	515000	175030	31	250,000.00	250,000.00	250,000.00	2.312%	\$490.90	515530-664000
Fair	561000	000020	31	-178,626.50	-195,497.79	-187,062.15	2.312%	-\$367.32	561100-664000
Preston Endowment	718000	000020	31	103,856.08	104,052.43	103,954.26	2.312%	\$204.13	\$204.13
Preston RESTRICTED	718001	000020	31			0.00	2.312%	\$0.00	718100-664000
Drain	801000	000020	31	1,156,826.99	1,159,659.79	1,158,243.39	2.312%	\$2,274.35	801100-664000
Drain	802000	000020	31	34,455.86	28,976.52	31,716.19	2.312%	\$62.28	802100-664000
Lake Level	841000	000020	31	45,688.96	45,775.34	45,732.15	2.312%	\$89.80	841100-664000
Lake Level	842000	000020	31	8,079.23	6,857.00	7,468.12	2.312%	\$14.66	842100-664000
Spring Arbor Water	851911	000020	31	3,411.74	3,411.74	3,411.74	2.312%	\$6.70	851911-664000
Southern Regional Intercept.	<b>851916</b>	<b>000020</b>	31	1,383.98	1,383.98	1,383.98	2.312%	\$2.72	<b>851916-664000</b>
Parma Village Wastewater	<b>851922</b>	<b>000020</b>	31	0.02	0.02	0.02	2.312%	\$0.00	<b>851922-664000</b>
Round/Farwell	<b>851925</b>	<b>000020</b>	31	138.47	138.47	138.47	2.312%	\$0.27	<b>851925-664000</b>
Vineyard Lake	851250	000020	31	415.90	415.90	415.90	2.312%	\$0.82	851250-664000
Rives Sanitary Sewer	<b>851926</b>	<b>000020</b>	31	63.88	63.88	63.88	2.312%	\$0.13	<b>851926-664000</b>
<b>Total Paid</b>				<b>16,737,520.74</b>	<b>15,263,757.09</b>			\$31,419.14	
				\$ 22,442,123.89	\$ 22,457,828.18	\$ 22,449,976.04			
								\$44,083.17	Total Int Paid

## JANUARY 2019 Monthly Pooled Unallocated Interest

Account Name	FUND	Beginning Balance	Ending Balance
Parks	208	-122,642.97	15,868.83
Friend of Court	215	139,814.75	518,673.29
Golf Courses	218	-27,039.22	-36,626.30
Health department	221	1,349,281.96	1,553,502.95
Runway Project	246	-17,076.65	-17,076.65
Falling Waters	247	64,030.13	20,163.37
Sparks Park	248	-245,789.08	-245,789.08
Budget Stabilization	257		
Concealed Pistol Licensing	263	57,305.50	62,500.86
PA Drug Enforcement	264	70,564.84	20,564.84
Sheriff Drug Enforcement	265	2,692.96	3,167.96
Omnibus Firefeiture	266	981.18	981.18
Law Library	269	5,105.41	5,105.41
CDB Grant	278	118,536.31	166,484.00
Justice Training	285	12,560.22	19,845.77
FIA	290	74,281.70	76,698.37
Medical care facility	291	3,459,754.14	2,920,956.87
Child Care	292	1,326,771.40	1,689,897.25
Vetran's Trust	294		
Airport	295	-51,666.47	4,733.18
Equipment Fund	402	1,083,112.12	1,125,748.71
Sheriff Equipment	466	-374,499.91	-500,835.75
Building Authority Construction	469		
Delinquent Tax Administration	617	522,609.73	-588,957.74
Land bank	620	340,522.19	2,413,503.77
Landscape Planning	649	23,661.79	23,661.79
DOA Endowment	717	75,982.38	77,025.33
Library Fines	721	83,663.85	80,678.08
Retirement	731	786,113.85	706,743.05
Circuit Court Trust	762	256,777.00	5,882,000.90
		9,015,409	15,999,220.24

February  
2019

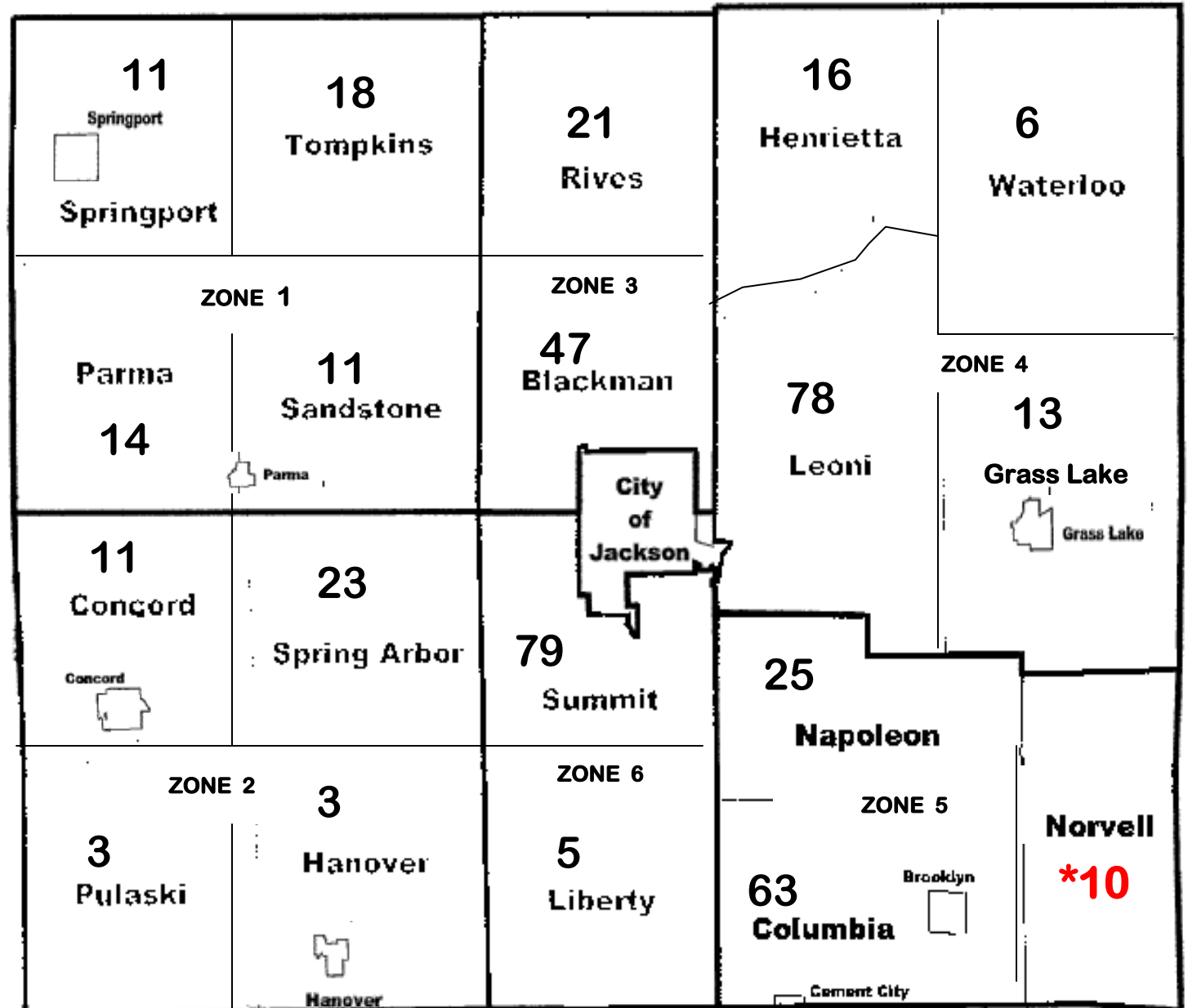
2018 Forfeitures  
Beginning 2,069

811 - 39 %

February 2018 - 851

CITY  
1- 21  
2- 27  
3- 44  
4- 76  
5- 73  
6- 36  
7- 27  
8- 50  
Total 354

03-01-17 2,190  
03-01-16 2,391



Jan -  
237

Mary -  
196

Guthrie -  
210

4th -  
168



